

CENTRAL OKANAGAN REGIONAL DISTRICT


MANAGEMENT REPORT FOR THE FISCAL YEAR 2004

The Financial Statements contained in this Statement of Financial Information under the *Financial Information Act* have been prepared by management in accordance with general accepted accounting principles or stated accounting principles, and the integrity and objectivity of these statements are management's responsibility. Management is also responsible for all the statements and schedules, and for ensuring that this information is consistent, where appropriate, with the information contained in the financial statements.


Management is also responsible for implementing and maintaining a system of internal controls to provide reasonable assurance that reliable financial information is produced.

The Board of Directors is responsible for ensuring that management fulfils its responsibilities for financial reporting and internal control. The Government and Services Committee of the Board review the results of the Planning and Performance Based Budget Program on a quarterly basis.

The external auditors, BDO Dunwoody, conduct an independent examination, in accordance with generally accepted auditing standards, and express their opinion on the financial statements. Their examination does not relate to the other schedules and statements required by the Act. Their examination includes a review and evaluation of the corporation's system of internal control and appropriate tests and procedures to provide reasonable assurance that the financial statements are presently fairly. The external auditors have full and free access to the Board as they deem necessary.



Robert Hobson Chair




Harold Reay, C.M.A.
Director of Finance

June 21, 2005

REGIONAL DISTRICT OF CENTRAL OKANAGAN

STATEMENT OF FINANCIAL INFORMATION APPROVAL

The undersigned, as authorized by the Financial Information Regulation, Schedule 1, subsection 9(2), approves all the statements and schedules included in this Statement of Financial Information, produced under the Financial Information Act.

A handwritten signature in black ink, appearing to read 'H. Reay', is written over a solid horizontal line.

Harold Reay, C.M.A.
Director of Finance

April 19, 2005

REGIONAL DISTRICT OF CENTRAL OKANAGAN

Page 1

SCHEDULE OF REMUNERATION AND EXPENSES PAID TO OR ON BEHALF OF EACH EMPLOYEE, FOR THE YEAR 2004

1 ELECTED OFFICIALS

NAME	POSITION	REMUNERATION	EXPENSES
Hobson, Robert	Chair	42,157	1,337
Cannan, Ron	Board Member	15,495	
Clark, Barrie	Alternate	88	
Day, Colin	Board Member	13,894	
Dinwoodie, Aaron	Board Member	24,290	9,569
Gatzke, Alan	Alternate	87	50
Given, Brian	Alternate	852	
Gray, Walter	Board Member	13,894	
Harte, Jeffrey	Alternate	618	
Hanson, Patricia	Board Member	19,420	1,573
Harriman, Bob	Board Member	15,672	773
Hallberg, Sharon	Alternate	119	
Hein, Rolly	Board Member	15,788	1,541
Henderson, Michael	Alternate	117	
Knowles, David	Board Member	23,487	4,649
Lees, Garry	Alternate	650	161
Novakowski, Len	Board Member	23,670	4,848
Shepherd, Sharon	Board Member	17,640	53
Wannop, Peter	Alternate	1,235	
Winsby, Bryden	Alternate	176	
		<hr/>	
		229,349	24,554

2 OTHER EMPLOYEES

EMPLOYEES EXCEEDING \$75,000 IN REMUNERATION

NAME	POSITION	SALARIES	EXPENSES
Arcuri, Ken	Director of Planning	106,305	1,057
Cameron, Charlie	Supt. Of Public Works	88,610	3,172
Darling, Don	Planning & Design Manager	83,598	200
d'Easum, Wayne	Chief Administrative Officer	150,146	4,444
Fine, Robert	Economic Development Officer	101,183	26,929
Hettinga, Hilary	Director of Engineering	116,830	5,126
Kopp, Murray	Assistant Director of Parks	86,020	5,693
Leier, Gary	Director of Personnel	104,199	2,328
Maja, Dan Sr.	Facilities Manager	75,358	255
Paterson, William	Deputy Chief Building Inspector	81,820	943
Reay, Harold	Director of Finance	114,220	100
Rilkoff, Marilyn	Deputy Treasurer	87,755	2,479
Roth, Kelly	Director of Inspection Services	100,195	1,269
Vos, Bill	Director of Parks & Recreation	109,231	
Other Salaries Paid		5,962,288	85,120
		<hr/>	
		7,367,758	139,115

REGIONAL DISTRICT OF CENTRAL OKANAGAN

Page 2

SCHEDULE OF REMUNERATION AND EXPENSES PAID TO OR ON BEHALF OF EACH EMPLOYEE, FOR THE YEAR 2004

3 RECONCILIATION OF EMPLOYEE REMUNERATION

Elected Officials	229,349
Employees	7,367,758
Total Remuneration	<u>7,597,107</u>

Reconciling Items

Municipal Pension Plan	406,090
Receiver General	395,294
Great West Life Assurance	377,965
Workers Compensation	36,207
Medical Services Plan	124,910
Total	<u>8,937,572</u>

Total per Statement of Revenue and Expenditures **8,937,572**

Variance **nil**

Prepared pursuant to the Financial Information Regulation, Schedule 1, Section 6(2), (3), (4), (5), and (6)

REGIONAL DISTRICT OF CENTRAL OKANAGAN

Page 2

SCHEDULE OF PAYMENTS MADE FOR THE PROVISION OF GOODS OR SERVICES - 2004

City of Kelowna	1,359,692
Kimco Controls	30,521
Kreuger Electrical	52,314
Lakeview Irrigation District	27,976
Lawrence Enterprise	2,019,487
Lynx Brand Fencing	50,708
Mearl's Machine Works	26,729
Municipal Finance Authority	12,127,186
New West Gypsum Recycling	34,664
Nor Mar Industries	45,130
Northern Computer	96,728
O & Y CB Richard Ellis	54,848
OK Environmental Waste Services	385,687
Orchard Ford Sales	39,225
District of Peachland	28,929
Peters Bros Construction	28,877
Petraroia Langford Edwards & Rush	25,833
Petro Canada	84,133
Postage by Pone	32,100
Professional Environmental Recreation	44,089
Pusher Mitchell Lawyers	34,081
Recaissance Archetecture Planning	63,524
Right Wiegh Scales	32,316
Royal Landscapping	44,503
Sanitherm Engineering	38,958
Shell Canada	35,280
Sierra Landscapping	63,366
Stantec Consulting	88,770
Summit Environmental Consultants	39,682
Sunshine Office Supplies	32,662
Telus Mobility	70,741
Telus Communications	86,919
Teresen Gas	196,458
Tracey Fredrickson Consulting	62,842
Urban Systems	76,795
Vadim Computer Mgmt	71,979
Waste Management	1,169,668
Westide Boys & Girls Club	141,175
Westbank & District Chamber of Commerce	53,116
Westbank Lions Development Society	25,338
Westlake Paving & Aggregates	41,547
Westside Sales & Rentals	37,230
Wilkinson Services	32,464
	26,207,744

REGIONAL DISTRICT OF CENTRAL OKANAGAN

Page 2

SCHEDULE OF PAYMENTS MADE FOR THE PROVISION OF GOODS OR SERVICES - 2004

City of Kelowna	1,359,692
Kimco Controls	30,521
Kreuger Electrical	52,314
Lakeview Irrigation District	27,976
Lawrence Enterprise	2,019,487
Lynx Brand Fencing	50,708
Mearl's Machine Works	26,729
Municipal Finance Authority	12,127,186
New West Gypsum Recycling	34,664
Nor Mar Industries	45,130
Northern Computer	96,728
O & Y CB Richard Ellis	54,848
OK Environmental Waste Services	385,687
Orchard Ford Sales	39,225
District of Peachland	28,929
Peters Bros Construction	28,877
Petraroia Langford Edwards & Rush	25,833
Petro Canada	84,133
Postage by Pone	32,100
Professional Environmental Recreation	44,089
Pusher Mitchell Lawyers	34,081
Recnaissance Archetecture Planning	63,524
Right Wiegh Scales	32,316
Royal Landscapping	44,503
Sanitherm Engineering	38,958
Shell Canada	35,280
Sierra Landscapping	63,366
Stantec Consulting	88,770
Summit Environmental Consultants	39,682
Sunshine Office Supplies	32,662
Telus Mobility	70,741
Telus Communications	86,919
Teresen Gas	196,458
Tracey Fredrickson Consulting	62,842
Urban Systems	76,795
Vadim Computer Mgmt	71,979
Waste Management	1,169,668
Westide Boys & Girls Club	141,175
Westbank & District Chamber of Commerce	53,116
Westbank Lions Development Society	25,338
Westlake Paving & Aggregates	41,547
Westside Sales & Rentals	37,230
Wilkinson Services	32,464
	26,207,744

REGIONAL DISTRICT OF CENTRAL OKANAGAN

Page 3

SCHEDULE OF PAYMENTS MADE FOR THE PROVISION OF GOODS OR SERVICES - 2004

2 Consolidated total paid to suppliers who received aggregate payment of \$25,000 or less
4,347,320

3 Total of payments to suppliers for grants and contributions exceeding \$25,000
Consolidated total of grants exceeding \$25,000 311,418
Consolidated total of contributions exceeding \$25,000 4,270,704
Consolidated total of all grants and contributions exceeding \$25,000 **4,582,122**

4 Reconciliation
Total of payments exceeding \$25,000 26,207,744
Total of payments \$25,000 or less 4,347,320
Total of grants and contributions exceeding \$25,000 4,582,122

Reconciling items
2002 payables (4,892,525)
2003 payables 3,491,162
MFA Capital Payments (4,361,514)
Total 29,374,309

Total per Statement of Revenue and Expenditures 29,374,309

Variance nil

Prepared pursuant to the Financial Information Regulation, Schedule 1, Section 7 and the Financial Information Act, section 2.

REGIONAL DISTRICT OF CENTRAL OKANAGAN

STATEMENT OF SEVERANCE AGREEMENTS MADE DURING THE FISCAL YEAR 2004

There were no severance agreements made between the Regional District of Central Okanagan and its non-unionized employees during fiscal year 2004.

REGIONAL DISTRICT OF CENTRAL OKANAGAN

SCHEDULE OF GUARANTEES AND INDEMNITIES AT DECEMBER 31, 2004

The Regional District of Central Okanagan has not given any guarantees or indemnities under the Gurantees and Indemnities Regulation.